

AIRFLOW MANAGEMENT PRODUCTS

➤ Mechanical separation of hot and cold air in data centers leads to higher energy and power efficiency. Proper separation of the two zones will help achieve both lower temperatures for computers and higher temperatures for cooling machines.


CONTAINED AISLE



SLIDING DOORS



ROOF PANELS



MODULAR SOLUTION - MCA

CONTAINED AISLE – FIXED SOLUTION

Door sections

- Sliding door options:
 - a) A standard mechanical operating system (each door wing independent)
 - b) A dual synchro system (both door wings moving simultaneously)
 - c) An automatic system with electronic opening and closing (via buttons)
 - d) An automatic system with Full logic (controlled opening, automatic closing)
 - e) A self-closing system (via mechanical system)
- A blank panel can be used instead of doors to close one side of contained aisle

Roof

- Solutions available for 42, 45, and 48U racks and for 1000, 1200 and 1800 mm wide aisles
- Roof sections (available in 400, 600, 800, 900 & 1100 mm) are bolted onto top of racks to prevent mixing of cold air and warm exhaust; 1.5 mm sheet steel frame
- Vertical sections feature an insert panel to accommodate same-height racks
- 6 mm clear polycarbonate roof panels allow for easy integration of fire suppression systems into the cold aisle; optional polycarbonate multiwall


CONTAINED AISLE – MODULAR SOLUTION

- The Modular Contained Aisle system is the ideal solution for retrofit projects where rows of racks with different heights or gaps (when some racks are missing) are required
- Based on a self-supporting design with either clear or multiwall polycarbonate panels on top of roof

- Vertical side roof sections feature flexible PVC foil strips, which can be easily cut to required length
- Modular Contained Aisle is equipped with flexible PVC foil strips in place of door
- Available in heights of 2300 and 2500 mm

For more information, please contact our sales or technical team www.conteg.com/contacts

19" BLANK AND FAST BLANK PANELS




- Cover empty positions in rack to minimize by-pass airflow, increase energy efficiency and enhance aesthetic appearance
- Heights: 1, 2, 3, 5, 10 and 15U
- Color: powder-coated RAL 9005
- Tool-less solution uses quarter-turn fasteners
- Package includes:
 - DP-ZA-XU: blank panel
 - DP-ZA-XF: blank panel with fasteners

Code	H (in U)	Width	Package
DP-ZA-1U	1	19"	5 pcs
DP-ZA-2U	2	19"	5 pcs
DP-ZA-3U	3	19"	5 pcs
DP-ZA-5U	5	19"	5 pcs
DP-ZA-1F	1	19"	5 pcs
DP-ZA-2F	2	19"	5 pcs
DP-ZA-3F	3	19"	5 pcs
DP-ZA-5F	5	19"	5 pcs

For tool-less design use code with suffix F

AIR SEPARATION FRAME



AIR SEPARATION FRAME

- Minimize bypass airflow between a rack's hot and cold zones, improving efficiency in support of contained aisle solutions
- Color: powder-coated RAL (standard RAL 7035 or 9005)
- Package includes:
 - Set 1: 2x vertical parts, 2x horizontal parts
 - Set 2: 2x horizontal parts, 1x brush for vertical parts

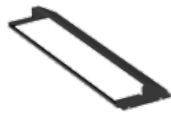
Code	Cold zone depth (mm)	H (in U)	Applicable for	W (mm)	Compatible extrusions	Package
DP-ROF-CW-42/80/15 ¹	150	42	RDF, RFS	800	L-type, P-type (RSF)	1 pc of set 1
DP-RSF-CW-42/60/15 ¹	150	42	RSF	600	T-type	1 pc of set 1
DP-RSF-CW-42/80/15 ¹	150	42	RSF	800	U-type	1 pc of set 1
DP-RSF-CWA-42/60 ¹	Variable	42	RSF, iSEVEN SERVER	600	A-type	1 pc of set 1
DP-RSF-CWA-42/80 ¹	Variable	42		800	A-type	1 pc of set 1
DP-RXF-CW-48/60/5	50	42-48	RSF, iSEVEN	600	L-type	1 pc of set 2
DP-RXF-CW-48/80/5	50	42-48	RSF, RDF, iSEVEN	800	L-type	1 pc of set 2

¹Height (42U) can be replaced by 45 or 48U

AIRFLOW DEFLECTOR



AIRFLOW DEFLECTOR WITH LOUVRE FOR RDF RACK



AIRFLOW DEFLECTOR FOR RDF/RSF RACK

- Located in the bottom of the rack, deflectors are used to deflect air intake from the raised floor toward the front of the rack, directing cold air into the cold zone
- Package includes:
 - DP-AFD-ROF-80/XXX/15: 1x deflector, 1x cable gasket, 4x nuts, 4x washers
 - DP-AFD-VF-XX: 1x louvre, 4x DP-MO-01
 - DP-AFD-RSF-XX/15: 1x deflector, 4x nuts, 4x washers

Code	Height	D (mm)	Applicable	W (mm)	Package
DP-AFD-ROF-80/80/15	2U	800, 1200	RDF	800	1 set
DP-AFD-ROF-80/100/15	2U	1000	RDF	800	1 set
DP-AFD-VF-80	Variable Flow Rate Louvre – 800		RDF	–	1 set
DP-AFD-RSF-60/15*	–	–	RSF	600	1 set
DP-AFD-RSF-80/15*	–	–	RSF/RDF	800	1 set

Note: Cold zone depth 150 mm

* When used with A type extrusions, min. cold zone depth is 220 mm

CHIMNEY



CHIMNEY




TURNING VANE

- Designed to lead hot exhaust air to the suspended ceiling; comes complete with gasket kits to ensure optimum sealing between rack and hot plenum; height can be adjusted from 750 to 1360 mm, according to site requirements.
- Turning vane is designed to enhance the natural draw effect of the chimney, allowing for cable passage; requires a min. of 200 mm offset on rear extrusions
- Package includes: top plate, chimney, turning vane

Code	Description	Package
DP-HPR-60/120-B	Designed for RSF-XX-60/120; color light gray (RAL 7035)	1 set
DP-HPR-60/120-H	Designed for RSF-XX-60/120; color black (RAL 9005)	1 set
DP-HPR-80/120-B	Designed for RDF/RSF-XX-80/120; color light gray (RAL 7035)	1 set
DP-HPR-80/120-H	Designed for RDF/RSF-XX-80/120; color black (RAL 9005)	1 set

19" VENTED PANEL

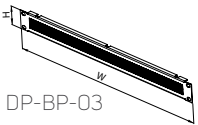


DP-01-VENT

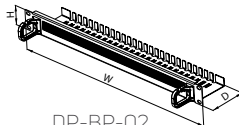
- Enables front-to-rear cable passage through empty positions in rack
- Height: 1U
- Width: 19"
- Color: powder-coated RAL 9005

Code	H (in U)	Width	Package
DP-01-VENT	1	19"	1 pc

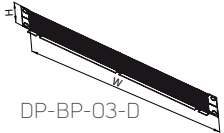
19" VENTED PANEL WITH BRUSH



DP-BP-03



DP-BP-02



DP-BP-03-D



DP-BP-04

- Enables front-to-rear cable passage through empty positions in rack, while helping to minimize by-pass airflow
- Options:
 - a) With brush at one side DP-BP-04 – usable for 2U 19" openings at A type extrusions (2 pcs)
 - b) With brush DP-BP-03
 - c) With brush, divided - DP-BO-03-D
 - d) With brush and cable management DP-BP-02 – vented panel with brush and cable management (cable management bar on back and two 40x50 mm cable brackets on sides)
- Height: 1U
- Color: powder-coated RAL 9005

Code	H (in U)	Width	Depth (mm)	Package
DP-BP-02	1	19"	85	1 pc
DP-BP-03	1	19"	–	1 pc
DP-BP-03-D	1	19"	–	1 pc
DP-BP-04	1	19"	–	1 pc